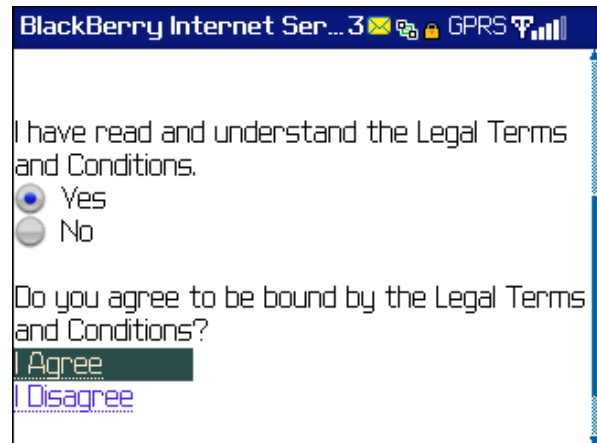
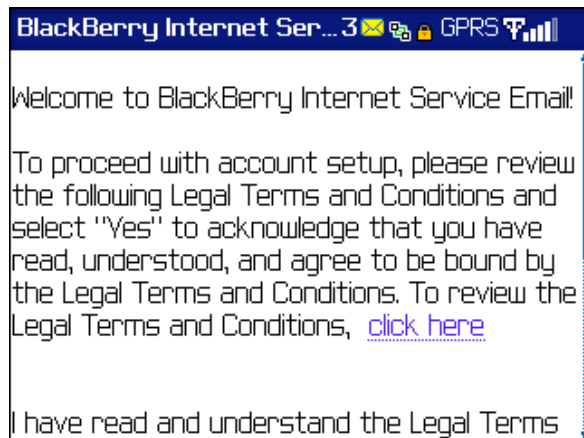


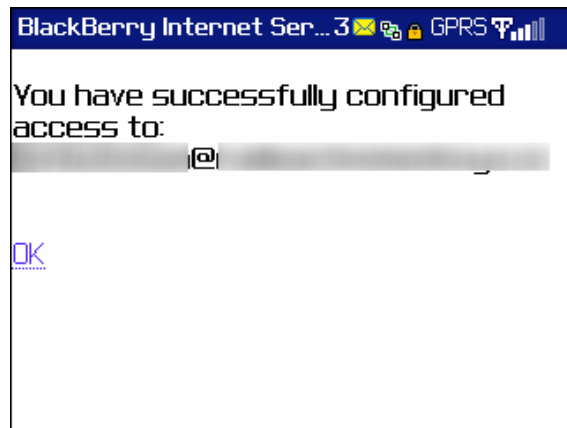
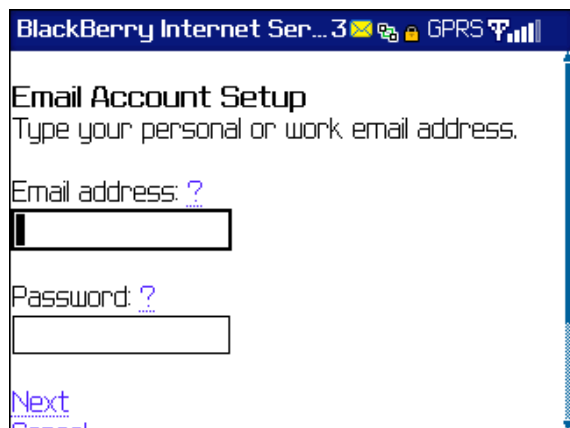
Setting up Email on a BlackBerry - 02

Setting up a BlackBerry with an Email address requires you to have BlackBerry BIS enabled at the Network and **GPRS** in capitals in the top right hand of the screen. Please contact your account manager if you do not meet these requirements. On the main home screen click **Applications** and click on the icon **Email Settings**.



Read the Legal Terms and Conditions and select **I Agree**.





When you are asked to add an **Email address**, put in the Email address you want to check and its password. Then click **Next**. When the Email address has been added successfully you will receive confirmation details.

If you do not receive confirmation you may be required to supply the settings for your Email address (e.g. incoming mail server address, username and password). Your Emails will take approximately 20 minutes to start arriving.